

GARBAGE CLASSIFICATION CHART

Post this CENTER FOLD near your garbage collection center in your home. You can easily set up a recycling/ compost center in your home with very little money, effort and space. Use cardboard boxes, paper bags, stackable trays or any reusable container to separate and collect your materials. **Be sure to involve the whole family!**

RECYCLABLES

(Place in County provided container or adequate container marked RECYCLABLES)



GLASS

Acceptable

Glass food and beverage containers are recyclable. Rinse containers, remove metal and plastic caps. Labels do not have to be removed.



Not Acceptable

The following materials are not recyclable. Put these items in the Non-Processible container.



METALS

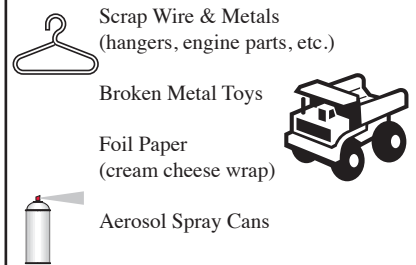
Acceptable

Tin and aluminum containers, pie tins, foil and TV trays are recyclable. Tins and remove tin can lids, dispose of separately in Recyclables. Remove tin can paper labels and dispose of in Compostables.



Not Acceptable

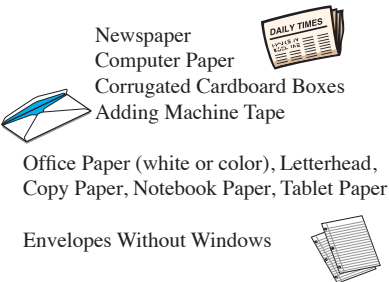
The following materials are not recyclable. Put these items in the Non-Processibles container.



PAPER

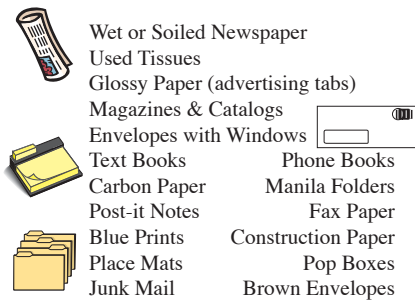
Acceptable

Some papers are recyclable. Separate newspaper, cardboard, paper and envelopes. Remove gloss paper from newspapers. Bundle, tie or bag newspaper, office paper and cardboard separately.



Not Acceptable

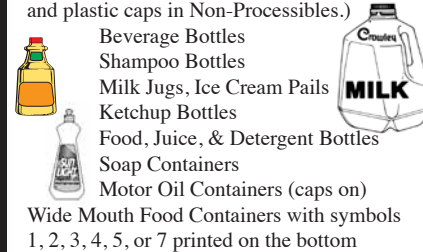
The following materials are not recyclable. Put these items in the Compostable container. (Hard covers on books must be torn off and disposed of in Non-Processibles.)



PLASTIC

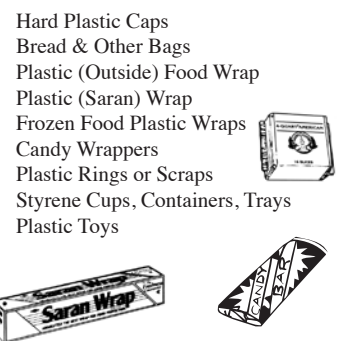
Acceptable

Some plastics are recyclable. Containers with a neck and some wide mouth, with the environmental symbols 1, 2, 3, 4, 5, and 7, are acceptable. Labels can be left on. Rinse, remove caps. (dispose of metal in recyclables and plastic caps in Non-Processibles.)



Not Acceptable

The following are not recyclable. Put these items in the Non-Processibles container.



COMPOSTABLES

(Place in untied, clear bag or adequate container such as a box or garbage can.)

PAPER WASTE:

- Newspaper (wet or soiled)
- Used Tissues, Napkins, Paper Plates
- Paper Towels
- Shiny Paper ads and inserts
- Envelopes with windows
- Junk Mail
- Used Waxed Paper
- Magazines
- Paper Filters
- Carbon Paper
- Construction Paper
- Phone Books
- Text Books (Remove hard covers - Non-Processible)
- Other Paper Waste

PAPER PACKAGING: (You may put food scraps inside)

- Paper Bags, Milk Cartons
- Paper Board Boxes such as Cereal Boxes, Pop Boxes, Cake Mix Boxes, Cartons, etc. (remove liners)
- Frozen Paper Juice Containers
- Other Paper Wrappers and Containers

FOOD WASTE:

- Coffee Grinds & Tea Bags
- Fruit & Vegetable Peelings
- Any leftover Food Scraps
- Grease, Cooking Oil, Egg Shells, Etc.

MISCELLANEOUS:

- Disposable Diapers,
- Yard Wastes, Grass Clippings, Leaves, Weeds,
- Plant Waste, Garden Waste, etc.

NON-PROCESSIBLES

Place in tied, clear bag

- METAL ITEMS:** Empty Aerosol Spray Cans, Old Toys, Foil-like paper - Cream Cheese Wrap, Old Hangers, Wires, Nuts, Bolts
- CLOTHING ITEMS:** Old Clothes, Shoes, Nylons, Fabric Scraps, Rags
- SMALL APPLIANCE ITEMS:** Radios, Hair Dryers, Toasters, Small Kitchen Appliances, Etc.
- PLASTIC ITEMS:** Plastic Wrappers and film, Plastic Bags, Bread Bags, Baggies, Candy Wrappers, Chip Bags, Plastic Bottle Caps, Some Plastic Food Containers (if do not have the plastic symbol 1,2,3,4,5, or 7), Styrofoam Food Containers (Trays, Cups, Packaging), Frozen Food Plastic Bags, Plastic Toys
- OTHER:** Tape, Rubber Bands, Wax Products (candles), Disposable Razors, Flash Lights, etc., Small Batteries, Feminine Hygiene Products/ Napkins, Gum, Toothpaste Containers, Light Bulbs, Prescription bottles, Dried up Paint Cans

Needles/ Lancets - must be in a special container or closed bleach bottle before disposing in Non-Processibles.

MISCELLANEOUS

*NO PESTICIDES, LEFT OVER PAINTS, MOTOR OIL, ETC. REFER TO HOUSEHOLD HAZARDOUS WASTE SECTION.

FLORESCENT BULBS-OIL FILTERS-

Bring to the center where a fee will be charged.

ANY QUESTIONS - PLEASE CALL 843-2356